



JUBILEE GENERATOR MODEL

JEG30FS

30 kVA	PRIME	24 kW
33 kVA	STANDBY	26 kW

Jubilee J4DW93	Stamford (CGT) JI184G	Phase Three	Type Enclosed	Model Number JEG30FS
-------------------	--------------------------	----------------	------------------	-------------------------

RATINGS	PRIME POWER (PRP)			STANDBY POWER (ESP)		
Voltage	kVA	kWe	Amps	kVA	kWe	Amps
380/220	30	24	46	33	26	50
400/230	30	24	43	33	26	48
415/240	30	24	42	33	26	46
440/254	29	23	37	31	25	41

Power Definition

Prime Power (PRP) is the power continuously available at variable load in lieu of mains power. An overload of 10% is permitted for one hour in every 12 hours of operation.

Standby Power (ESP) is the maximum output available for up to a maximum of 500 hours per year. No overload is permitted.

Standard Conditions: air inlet temperature of 40°C, barometric pressure of 100 kPa (110 m.a.s.l.) relative humidity of 30%.

Note: All ratings data based on operation under ISO 8528-1 and ISO 3046-1. The above ratings may be subject to deration at different ambient temperatures or site altitude conditions.

Scope of Supply

- Water cooled Jubilee diesel engine at 1500rpm
- Single bearing Jubilee alternator
- Radiator with coolant expansion bottle
- Fully guarded engine-driven fan
- Bunded baseframe fuel tank
- Heavy duty rubber anti-vibration mounts
- 12V starter batteries, tray and connecting cables
- Battery charger and Battery Isolator switch
- Spin on Oil and Fuel filters and dry type Air filter
- Sump Drain Kit
- Automatic Mains Failure controller with protections
- Main line circuit breaker
- Emergency Stop buttons
- Sound attenuated canopy with centre lift / fork slots
- Industrial silencer with rain flap
- Factory Test Certificate and Pre-delivery service
- Operation Manual


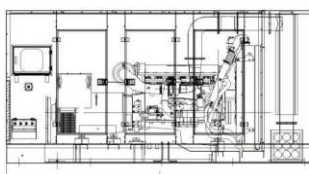
Typical Enclosed Generator Sound Pressure Level in Free Field Conditions

dB(A) @ 1m	72.7	dB(A) @ 7m	63
------------	------	------------	----

Dimensions and Weight

Length	(L)	2150 mm
Width	(W)	850 mm
Height	(H)	1245 mm
Dry Weight		850 kg

All specifications are subject to change without prior notice



ENGINE & COOLING TECHNICAL DATA
JUBILEE J4DW93

	DESCRIPTION	VALUE	UNITS
GENERAL	Engine Speed	1500	rpm
	Number of Cylinders	4	Inline
	Cycle	4	Stroke
	Aspiration	Natural	-
	Bore x Stroke	90 x 100	mm
	Displacement	2.54	litres
	Governor	Mechanical	-
	Fuel Consumption at 100% Power	6.0	litres/hr
	Compression Ratio	17.0 : 1	-
AIR	Maximum Air Intake Restriction (Clean Filter)	n/a	kPa
	Maximum Air Intake Restriction (Contaminated Filter)	n/a	kPa
OTHER	Heat Rejection to coolant	17.1	kW
	Total Oil Capacity	8	litres
	Oil Consumption	0.04	Litres/hr
	Electrical System Voltage	12	V
	Battery Type	SLA	-

ALTERNATOR TECHNICAL DATA
JUBILEE JI184G

	DESCRIPTION	VALUE
GENERAL	Operating Temperature	40 °C
	Coupling	Direct
	Number of Bearings	Single
	Phase / Poles	3 Phase / 4 Pole / Winding 311
	Power Factor	Cos ϕ = 0.8
	Excitation	Self Excited
	Insulation System	Class H
	AVR Type	AS480
	Voltage Regulation	\pm 1.0%





JUBILEE CONTROL SYSTEM
DSE3110 AUTOSTART

The DSE3110 can be utilised as a Manual or Auto Start Module for single generator applications. The module has been designed to work with electronic or non-electronic engines providing advanced engine monitoring and protection features.

The DSE3110 includes a backlit LCD display which clearly shows the status of the engine at all times. The module monitors engine speed, frequency, voltage and run hours and also displays the warning and shutdown status of the engine.

The module includes six digital inputs and four outputs. Two of the outputs are configurable. The module can either be programmed using the front panel or by using the DSE Configuration Suite PC software.


OPTIONAL CONTROL SYSTEMS

DSE7420	AUTOMATIC MAINS FAILURE
	The DSE7420 is an Auto Mains (Utility) Failure Control Module suitable for a wide variety of single, diesel or gas generator set applications. Monitoring an extensive number of engine parameters, the module displays warnings, shutdowns and engine status information on the back-lit LCD screen, illuminated LEDs, remote PC, audible alarm and via email alerts (utilising optional DSE890 3G Gateway). The DSE7420 can monitor the mains (utility) supply and includes USB, RS232, RS485 & Ethernet ports as well as dedicated terminals for system expansion.
DSE8620	AMF/ SYNCHRONISING / LOAD SHARE / SET TO MAINS
	The DSE8620 is an Auto Mains (Utility) Failure Control Module suitable for paralleling single gensets (diesel or gas) with the mains (utility) supply. The module will automatically start the generator on detection of a mains failure, and will control the switchover from and back to the mains (utility) supply, offering an uninterrupted return. The modules synchronising functions include automatic synchronising with built-in synchroscope and closing onto dead bus. Direct and flexible outputs from the module are provided to allow connection to the most commonly used speed governors and automatic voltage regulators (AVRs).
DSE890	3G GATEWAY
	The DSEWebNet Gateway is used in conjunction with supported DSE controllers to provide monitoring and communications data via the DSEWebNet® advanced communications system. The DSEWebNet Gateway communicates to the connected DSE controller(s), monitoring the instrumentation and operating state. When this data changes, the new data is logged in the internal memory. At regular intervals the logged data is transmitted to the DSE host server. The DSE host server is then integrated into the DSEWebNet® which can be accessed via an internet connected device and web browser to allow remote monitoring and control of multiple DSE controllers around the globe. GSM, GPS and GSM/GPS antenna's are available as accessories.
DSE330	BASIC AUTO TRANSFER SWITCH CONTROL MODULE
	The DSE330 is an Automatic Transfer Switch Controller. The module will monitor the voltage and frequency of the incoming S1 AC supply and in the event of failure will issue a start command to S2. Once S2 is available and producing an output within limits, the DSE330 will control the transfer device and switch the load from S1 to S2. Please talk to us about our Advanced ATS range suitable for Modbus, BMS and SCADA.

All specifications are subject to change without prior notice