



JUBILEE GENERATOR MODEL

***JEG500PS***

500 kVA	PRIME	400 kW
550 kVA	STANDBY	440 kW

Perkins 2506C-E15TAG2	Leroy Somer LSA47.2M7	Phase Three	Type Enclosed	Model Number JEG500PS
--------------------------	--------------------------	----------------	------------------	--------------------------

RATINGS	PRIME POWER (PRP)			STANDBY POWER (ESP)		
	kVA	kWe	Amps	kVA	kWe	Amps
Voltage						
380/220	500	400	760	550	440	836
400/230	500	400	720	550	440	792
415/240	500	400	695	550	440	765
440/254	n/a	n/a	n/a	n/a	n/a	n/a

## Power Definition

**Prime Power (PRP)** is the power continuously available at variable load in lieu of mains power. An overload of 10% is permitted for one hour in every 12 hours of operation.

**Standby Power (ESP)** is the maximum output available for up to a maximum of 500 hours per year. No overload is permitted.

**Standard Conditions:** air inlet temperature of 40°C, barometric pressure of 100 kPa (110 m.a.s.l.) relative humidity of 30%.

**Note:** All ratings data based on operation under ISO 8528-1 and ISO 3046-1. The above ratings may be subject to deration at different ambient temperatures or site altitude conditions.



## Scope of Supply

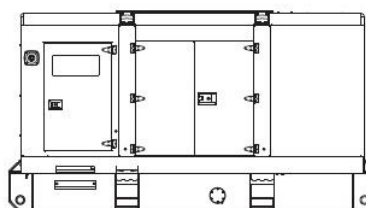
- Water cooled Perkins diesel engine at 1500rpm
- Single bearing Leroy Somer alternator
- Radiator with coolant expansion bottle
- Fully guarded engine-driven fan
- Bunded baseframe fuel tank
- Heavy duty rubber anti-vibration mounts
- 24V starter batteries, tray and connecting cables
- Battery charger and Battery Isolator switch
- Spin on Oil and Fuel filters and dry type Air filter
- Sump Drain Kit
- Automatic Mains Failure controller with protections
- Main line circuit breaker
- Emergency Stop buttons
- Sound attenuated container / fork slots
- Industrial silencer with rain flap
- Factory Test Certificate and Pre-delivery service
- Operation Manual

## Typical Enclosed Generator Sound Pressure Level in Free Field Conditions

dB(A) @ 1m	78.4	dB(A) @ 7m	72
------------	------	------------	----

## Dimensions and Weight

Length (L)	4500 mm
Width (W)	1550 mm
Height (H)	2450 mm
Dry Weight	5535 kg



**ENGINE & COOLING TECHNICAL DATA PERKINS 2506C-E15TAG2**

	DESCRIPTION	VALUE	UNITS
GENERAL	Engine Speed	1500	rpm
	Number of Cylinders	6	Inline
	Aspiration	Turbocharged / Air-to-Air charge cooled	
	Bore / Stroke	137 / 171	mm
	Displacement	15.2	litres
	Governor	Electronic	-
FUEL	Fuel Consumption at 110% Power	114	litres/hr
	Fuel Consumption at 100% Power	106	litres/hr
	Fuel Consumption at 75% Power	81	litres/hr
	Fuel Consumption at 50% Power	55	litres/hr
	Fuel Consumption at 25% Power	n/a	litres/hr
	Standard Fuel Tank Capacity	1020	litres
AIR	Maximum Air Intake Restriction (Clean Filter)	3.7	kPa
	Maximum Air Intake Restriction (Contaminated Filter)	6.2	kPa
	Engine Air Intake Flow	35.8	m <sup>3</sup> /min
EXHAUST	Exhaust Gas Flow	94	m <sup>3</sup> /min
	Exhaust Gas Temperature	550	°C
	Maximum Exhaust Back Pressure	6.8	kPa
	Recommended Exhaust Pipe Diameter	127	mm
COOLING	Maximum Restriction to Coolant Flow	30	kPa
	Maximum Coolant Temperature	107	°C
	Coolant Flow	366	litres/min
	Coolant Capacity	58	litres
	Thermostat Adjusting Temperature Range	88 - 98	°C
OIL	Total Oil Capacity	62	litres
	Typical Oil Pressure at Rated Speed	420	kPa
	Maximum Oil Temperature in Oil Pan	114	°C
ELEC	Electrical System Voltage	24	V
	Battery Type	SLA	-
	Battery Capacity CCA	676	A

**ALTERNATOR TECHNICAL DATA LEROY SOMER LSA47.2M7**

	DESCRIPTION	VALUE
GENERAL	Operating Temperature	40 °C
	Coupling	Direct
	Number of Bearings	Single
	Phase / Poles	3 Phase / 4 Pole
	Power Factor	Cos $\phi$ = 0.8
	Excitation	Self Excited
	Insulation System	Class H
	AVR Type	R250
	Voltage Regulation	±0.5%

**JUBILEE CONTROL SYSTEM**
**DSE7420 AMF**




The DSE7420 is an Auto Mains (Utility) Failure Control Module suitable for a wide variety of single, diesel or gas generator set applications.

Monitoring an extensive number of engine parameters, the module displays warnings, shutdowns and engine status information on the back-lit LCD screen, illuminated LEDs, remote PC, audible alarm and via email alerts (utilising optional DSE890 3G Gateway).

The DSE7420 can monitor the mains (utility) supply and includes USB, RS232, RS485 & Ethernet ports as well as dedicated terminals for system expansion.

The module is compatible with electronic (CAN) and non-electronic (magnetic pick-up/alternator sensing) engines and offers a comprehensive number of flexible inputs, outputs and extensive engine protections so the system can be easily adapted to meet the most demanding industry requirements.


**OPTIONAL CONTROL SYSTEMS**

DSE8610	AMF/ SYNCHRONISING / LOAD SHARE / SET TO SET
	The DSE8610 is an easy to use multi-generator loadshare system, designed to synchronise up to 32 generators including electronic and non-electronic engines. The DSE8610 monitors the generator and indicates operational status and fault conditions, automatically starting or stopping the engine on load demand or fault condition.
DSE8620	AMF/ SYNCHRONISING / LOAD SHARE / SET TO MAINS
	The DSE8620 is an Auto Mains (Utility) Failure Control Module suitable for paralleling single gensets (diesel or gas) with the mains (utility) supply. The module will automatically start the generator on detection of a mains failure, and will control the switchover from and back to the mains (utility) supply, offering an uninterrupted return. The modules synchronising functions include automatic synchronising with built-in synchroscope and closing onto dead bus. Direct and flexible outputs from the module are provided to allow connection to the most commonly used speed governors and automatic voltage regulators (AVRs).
DSE890	3G GATEWAY
	The DSEWebNet Gateway is used in conjunction with supported DSE controllers to provide monitoring and communications data via the DSEWebNet® advanced communications system. The DSEWebNet Gateway communicates to the connected DSE controller(s), monitoring the instrumentation and operating state. When this data changes, the new data is logged in the internal memory. At regular intervals the logged data is transmitted to the DSE host server. The DSE host server is then integrated into the DSEWebNet® which can be accessed via an internet connected device and web browser to allow remote monitoring and control of multiple DSE controllers around the globe. GSM, GPS and GSM/GPS antenna's are available as accessories.
DSE330	BASIC AUTO TRANSFER SWITCH CONTROL MODULE
	The DSE330 is an Automatic Transfer Switch Controller. The module will monitor the voltage and frequency of the incoming S1 AC supply and in the event of failure will issue a start command to S2. Once S2 is available and producing an output within limits, the DSE330 will control the transfer device and switch the load from S1 to S2. Please talk to us about our Advanced ATS range suitable for Modbus, BMS and SCADA.

All specifications are subject to change without prior notice