



JUBILEE GENERATOR MODEL

JEG1500PS

1500 kVA	PRIME	1200 kW
1650 kVA	STANDBY	1320 kW

Perkins 4012-46TAG2A	Leroy Somer LSA50.2L8	Phase Three	Type Enclosed	Model Number JEG1500PS
-------------------------	--------------------------	----------------	------------------	---------------------------

RATINGS	PRIME POWER (PRP)			STANDBY POWER (ESP)		
Voltage	kVA	kWe	Amps	kVA	kWe	Amps
380/220	1450	1160	2204	1595	1276	2424
400/230	1500	1200	2160	1650	1320	2376
415/240	1500	1200	2085	1650	1320	2294
440/254	1440	1152	1886	1625	1300	2129

Power Definition

Prime Power (PRP) is the power continuously available at variable load in lieu of mains power. An overload of 10% is permitted for one hour in every 12 hours of operation.

Standby Power (ESP) is the maximum output available for up to a maximum of 500 hours per year. No overload is permitted.

Standard Conditions: air inlet temperature of 40°C, barometric pressure of 100 kPa (110 m.a.s.l.) relative humidity of 30%.

Note: All ratings data based on operation under ISO 8528-1 and ISO 3046-1. The above ratings may be subject to deration at different ambient temperatures or site altitude conditions.

Scope of Supply



- Water cooled Perkins diesel engine
- Single bearing Leroy Somer alternator
- Radiator with coolant expansion bottle
- Fully guarded engine-driven fan
- Heavy Duty Anti-Vibration Mounts
- 24V Starter Batteries
- Battery Trays and connecting cables
- Battery Charger
- Battery Isolator Switch
- Main Line Circuit Breaker

- Automatic Mains Failure controller with protections
- Sound attenuated container / fork slots
- Emergency Stop buttons
- Industrial silencer with rain flap
- Operation Manual

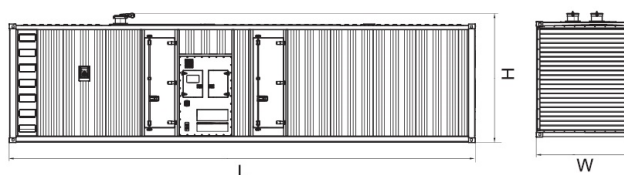
- Twin Skinned Fuel Tank
- Spin on Oil and Fuel Filters and Dry Type Air Filters
- Sump Drain Kit
- Pre-delivery service
- Factory Test Certificate

Typical Enclosed Generator Sound Pressure Level in Free Field Conditions

dB(A) @ 1m	85	dB(A) @ 7m	80
------------	----	------------	----

Dimensions and Weight

Length (L)	12192 mm
Width (W)	2438 mm
Height (H)	3150 mm
Dry Weight	20220 kg



ENGINE & COOLING TECHNICAL DATA
PERKINS 4012-46TAG2A

	DESCRIPTION	VALUE	UNITS
GENERAL	Engine Speed	1500	rpm
	Number of Cylinders	12	Vee
	Aspiration	Turbocharged / Air to Air Charge Cooled	
	Bore / Stroke	160 / 190	mm
	Displacement	45.8	litres
	Governor	Electronic	-
FUEL	Fuel Consumption at 110% Power	335	litres/hr
	Fuel Consumption at 100% Power	301	litres/hr
	Fuel Consumption at 75% Power	237	litres/hr
	Fuel Consumption at 50% Power	162	litres/hr
	Fuel Consumption at 25% Power	n/a	litres/hr
	Standard Fuel Tank Capacity	2000	litres
AIR	Maximum Air Intake Restriction (Clean Filter)	4.0	kPa
	Maximum Air Intake Restriction (Contaminated Filter)	18.0	kPa
	Engine Air Intake Flow	110	m ³ /min
EXHAUST	Exhaust Gas Flow	200	m ³ /min
	Exhaust Gas Temperature	380	°C
	Maximum Exhaust Back Pressure	5	kPa
	Recommended Exhaust Pipe Diameter	254	mm
COOLING	Maximum Restriction to Coolant Flow	20	kPa
	Maximum Coolant Temperature	98	°C
	Coolant Flow	948	litres/min
	Coolant Capacity	196	litres
	Thermostat Adjusting Temperature Range	71 - 85	°C
OIL	Total Oil Capacity	177	litres
	Typical Oil Pressure at Rated Speed	340	kPa
	Maximum Oil Temperature in Oil Pan	105	°C
ELEC	Electrical System Voltage	24	V
	Battery Type	SLA	-
	Battery Capacity CCA	810	A

ALTERNATOR TECHNICAL DATA
LEROY SOMER LSA50.2L8

	DESCRIPTION	VALUE
GENERAL	Operating Temperature	40 °C
	Coupling	Direct
	Number of Bearings	Single
	Phase / Poles	3 Phase / 4 Pole
	Power Factor	Cos ϕ = 0.8
	Excitation	Self Excited
	Insulation System	Class H
	AVR Type	R450
	Voltage Regulation	±0.5%

JUBILEE CONTROL SYSTEM
DSE7420 AMF





The DSE7420 is an Auto Mains (Utility) Failure Control Module suitable for a wide variety of single, diesel or gas generator set applications.

Monitoring an extensive number of engine parameters, the module displays warnings, shutdowns and engine status information on the back-lit LCD screen, illuminated LEDs, remote PC, audible alarm and via email alerts (utilising optional DSE890 3G Gateway).

The DSE7420 can monitor the mains (utility) supply and includes USB, RS232, RS485 & Ethernet ports as well as dedicated terminals for system expansion.

The module is compatible with electronic (CAN) and non-electronic (magnetic pick-up/alternator sensing) engines and offers a comprehensive number of flexible inputs, outputs and extensive engine protections so the system can be easily adapted to meet the most demanding industry requirements.


OPTIONAL CONTROL SYSTEMS

DSE8610	AMF/ SYNCHRONISING / LOAD SHARE / SET TO SET
	The DSE8610 is an easy to use multi-generator loadshare system, designed to synchronise up to 32 generators including electronic and non-electronic engines. The DSE8610 monitors the generator and indicates operational status and fault conditions, automatically starting or stopping the engine on load demand or fault condition.
DSE8620	AMF/ SYNCHRONISING / LOAD SHARE / SET TO MAINS
	The DSE8620 is an Auto Mains (Utility) Failure Control Module suitable for paralleling single gensets (diesel or gas) with the mains (utility) supply. The module will automatically start the generator on detection of a mains failure, and will control the switchover from and back to the mains (utility) supply, offering an uninterrupted return. The modules synchronising functions include automatic synchronising with built-in synchroscope and closing onto dead bus. Direct and flexible outputs from the module are provided to allow connection to the most commonly used speed governors and automatic voltage regulators (AVRs).
DSE890	3G GATEWAY
	The DSEWebNet Gateway is used in conjunction with supported DSE controllers to provide monitoring and communications data via the DSEWebNet® advanced communications system. The DSEWebNet Gateway communicates to the connected DSE controller(s), monitoring the instrumentation and operating state. When this data changes, the new data is logged in the internal memory. At regular intervals the logged data is transmitted to the DSE host server. The DSE host server is then integrated into the DSEWebNet® which can be accessed via an internet connected device and web browser to allow remote monitoring and control of multiple DSE controllers around the globe. GSM, GPS and GSM/GPS antenna's are available as accessories.
DSE330	BASIC AUTO TRANSFER SWITCH CONTROL MODULE
	The DSE330 is an Automatic Transfer Switch Controller. The module will monitor the voltage and frequency of the incoming S1 AC supply and in the event of failure will issue a start command to S2. Once S2 is available and producing an output within limits, the DSE330 will control the transfer device and switch the load from S1 to S2. Please talk to us about our Advanced ATS range suitable for Modbus, BMS and SCADA.

All specifications are subject to change without prior notice